

info@folkcampers.co.uk

www.folkcampers.co.uk




# Extent

Publication Autumn 2011

Misty Night at Sledmere  
by Rachel Beckett

## A FEW WORDS FROM YOUR EDITOR

Excuse me from taking the liberty to add my "bit" to this compilation of your contributions but ... I would like to thank everyone who has sent me material to include especially the memories of past Folk Camps - it's remarkable to me how young the "old" folk campers appear. It's a real pleasure to create these little missives - when everyone turns to and provides material - so now winter is knocking on the windows go through the photos, revive the memories - and send them to me for inclusion in future Extents.



On a personal note - the family is doing well - my legs have got "better" but not as good as they was a year ago... and to my alarm the doctor sent me for an X-Ray to inspect the condition of my left hip. My advice to everyone - don't get old! Hil is much better than in the summer - but still suffering from some aches and pains - while Sammy is suffering from her second year A level Art and seems to be totally submerged in paperwork relating to artists I've never heard of!

I was going to include a collection of pictures from the Marquee Camp in 2006 so those who weren't at Lymptone could get some idea of camp site (assuming it's the same field) and the local area. If 2012 repeats the weather and pleasure of 2006 it's going to be brilliant! Though I guess it will be someone else's child will sleep out under the stars at the top of the slope - with the intention of rolling down the hill at dawn when they woke up! However, they over slept and missed their chance!

Well, I'm looking forward to meeting most of you at Wing for the reunion or at a camp somewhere (probably Lymptone)

Good Camping

**Jon**

Extent is a publication of the Folk Camps Society Ltd, a company limited by guarantee (Reg No 931434) and a registered charity (No 255901)

### **Head Office -**

Mic Spenceley  
Folk Camps Society Limited  
43 Mill Street  
Tonyrefail, Porth, CF39 8AB  
Info@folkcamps.co.uk  
0208 12321 36

### **Editor -**

Jon McNamara  
17 Nursery Road  
Bishops Stortford  
HERTS CM23 3HJ  
Extent@folkcamps.co.uk  
Or:j.f.mcnamara@talk21.com  
01279 656664/ 863353

## **ANOTHER YEAR - ANOTHER REUNION** **by Mic Spenceley**

Why is it that whenever I sit at my desk to write this article it seems to be raining? I think it must be to emphasise that the camps season has ended. Still, we're not through yet and we've got the Reunion to look forward to on 19 November. The word "reunion" is, of course, a thinly disguised way of saying AGM - that part of charity life that we put ourselves through every year. We usually manage to have a bit of a verbal firework display during the meeting when campers can have their say. Will this year be an exception? Come along to Wing Village Hall to find out!



The Folk Camps Council has worked hard to produce an excellent programme for 2012 and is already thinking about 2013. You can see all the 2012 details in the pages of this edition of "Extent" and further details will appear on the websites as they are confirmed.

Have you looked at the new public website yet? It has been completely re-designed and now the members website links to it for a lot of the same information. Of course there is extra "need to know" information on the members website so make sure you go there frequently.

New innovations include Google Maps links for every site, an extra method of payment for bookings (bank transfer) and the abandonment of the 2% surcharge for card payments. You will find that the cost of marquee camps has been held at the 2011 price and the French camps are cheaper than they were two years ago. The Jubilee bank holiday camps will include full activities till Tuesday afternoon and both the August bank holiday camps will continue till the end of Monday.

Of course there are always minuses. The weekend camps have had to be increased in price and the hall camp is now priced the same as the marquee camp. There has always been a problem of campers turning up without booking. This creates an administrative nightmare, not just for the warden on site but also for the provision of facilities such as portaloos, groceries, milk etc. From 2012 an administration charge will be made of £20 for each adult who arrives at camp without booking at least two days in advance.

The new Folk Camps T-shirts proved a great success with the children at this year's camps. I even saw some with adults squeezed into them (just). They will also be available at the Reunion and, of course next year's camps. Did you leave anything behind at camp? As usual there is a certain amount of lost property looking for its owner. It will be at the Reunion to be reclaimed.

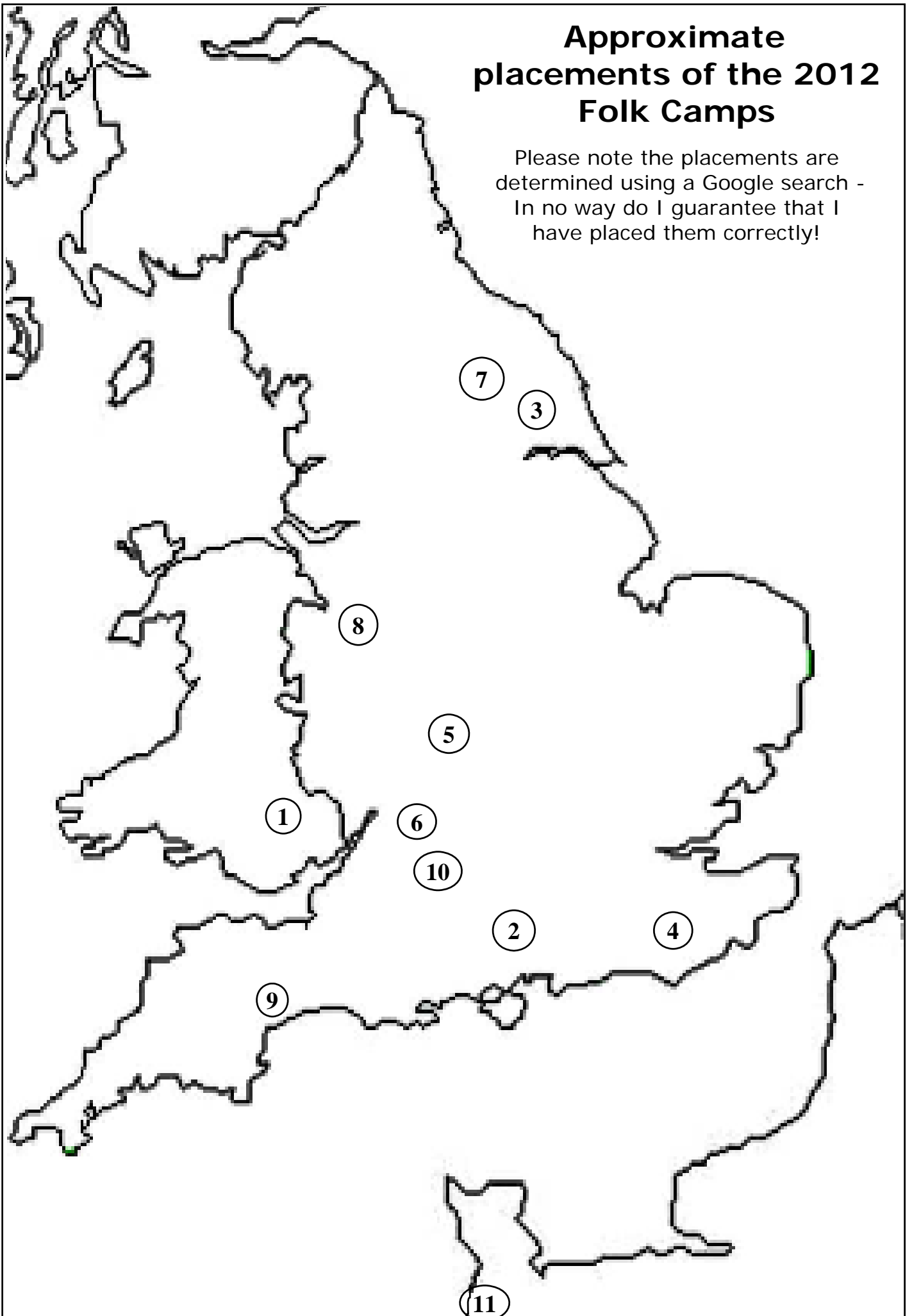
Don't forget that this year the AGM information is arriving by email rather than by post, so keep an eye on your Inbox!

## FOLK CAMPS PROGRAMME 2012

INDEX	CAMP	TYPE	VENUE	2012 DATES
1	Craft Break	Residential	Symonds Yat Paddocks Hotel	13 - 17 Feb Mon to Fri: 4 nights
2	May BH	Self cater	Wildhern VH	4- 7 May Fri to Mon: 3 nights
3	Jubilee BH North	Self cater	Dalton VH	1 - 5 June Fri to Tues: 4 nights
4	Jubilee BH South	Self cater	Chiddingly VH	1 - 5 May Fri to Tues: 4 nights
5	Dancers w/e	Self cater	Beckford VH	25 - 27 May Fri to Sun: 2 nights
6	Session Music w/e	Self cater	Miserden VH	15 - 17 June Fri to Sun: 2 nights
5	Musicians w/e	Self cater	Beckford VH	22 - 24 June Fri to Sun: 2 nights
7	Singers w/e	Self cater	Whixley VH	5 - 8 July Thu to Sun: 3 nights
8	Hall	Catered	Cockshutt VH Shropshire	28 July - 4 Aug Sat to Sat: 7 nights
9	Marquee 1	Catered	Lympstone East Devon	21 - 28 July Sat to Sat: 7 nights
9	Marquee 2	Catered	Lympstone East Devon	28 July - 4 Aug Sat to Sat: 7 nights
9	Marquee 3	Catered	Lympstone East Devon	4 - 11 Aug Sat to Sat: 7 nights
9	Marquee 4	Catered	Lympstone East Devon	11 - 18 Aug Sat to Sat: 7 nights
11	Europe 1	Catered	St Denis Le Gast Normandy	28 Jul - 4 Aug Sat to Sat: 7 nights
11	Europe 2	Catered	St Denis Le Gast Normandy	4 - 11 Aug Sat to Sat: 7 nights
10	Aug BH North	Self cater	Whixley VH	24 - 27 Aug Fri to Mon: 3 nights
7	Aug BH South	Self cater	Kington Langley VH	24 - 27 Aug Fri to Mon: 3 nights

## Approximate placements of the 2012 Folk Camps

Please note the placements are determined using a Google search -  
In no way do I guarantee that I have placed them correctly!



## HALF A CENTURY OF FOLK CAMPING by Barbara Pollard (nee Swaddle)

After trying a variety of holidays including an expensive hotel in Jersey in the sunshine the previous year and having some difficulties in pleasing all of us my father spotted an advertisement in the EFDSS magazine for a folk camping holiday. None of us had experienced camping except dad when he was a young scout so we practised with our tents for a weekend away close by first. We set out that summer in 1962, on our long drive to the Devon coast, mum, dad, Ann (16), me (13), and Claire (4). We were laughing and joking. 'What if they are all eccentrics! What happens if the tents blow down! What if we were the only newcomers! Etc.

We arrived at a field through a bumpy entrance with a marquee and some



*The 3 swaddle sisters, Julian Rutter and his sister, John Rye and his sister, the Brydens*

strange looking white square tents. Over on one side pits were being dug by men in khaki shorts, one of whom separated himself from the others and came over to greet us. Eccentric! Bill Rutter was certainly larger than life.

Apparently six families had got together the year before for a holiday camping together in a field where they could share their love of folk singing, dancing and

music. They had had such a good time that they decided to open up the experience to others. The families were, I think, the Ryes, Rutters, Tethers, Bonnets, Kirkpatricks and another. We met so many new people please excuse me if my memories are inaccurate.

We had rules to follow. All those under 14 had to be in bed by 9pm (my mother lied about my age as I was 14 in a couple of weeks). Food was limited. The teenagers often spent part of the morning preparing vegetables and a tray of cabbage was left out to fill us up during the day and there was always bread and jam and even nuts and raisins as a filler after the evening meal. The cooking was done in fine scout style with Bessie Rye in stern control. (As a treat Bill would open a tin of pilchards for breakfast. Ugh!)

Each week we danced out, busked, somewhere locally and collected on behalf of EFDSS as Bill was the regional coordinator and Hugh Rippon was the personnel officer for the society. There was a dance that night as well



(you can see in the photo that no expense was spared for the advertising). All this to try to spread the word about folk music. As we all traipsed off to the village hall we left a few good folks babysitting on the campsite keeping an eye on all the tents with a hankie tied to the guy ropes.

Our days had been so full, ceilidhs every night, learning how to dance rapper, longsword and morris, even the girls! Singing late at night in our tents. Folk camps was such a leveller. Who cared that the man emptying the toilets was a tax inspector. Coming home there was no question of where we would go next year, or the proceeding years. Who did we meet the next year? The Manners, the Ginns and would you believe it a morris side called The Yetties!

Over the years we have met many eccentric people, tents have fallen down, it's rained continuously but these just add to the atmosphere. I overheard the camps being described as a cross between scouts and new age travellers. Other parents at my sons' school asked how we managed to keep them occupied on holiday, after they had had a particularly stressful time in a hotel in Spain. We just answered 'Folk Camps'!



The three of us sisters and various members of our families met up again at camp in Bickenhall this year and we had a smashing time, again. We were laughing and joking about what to wear for party night when I realised that it was 2012 next year and that I'd have been doing this for 50 years. Doesn't time fly?

*The Swaddle Sisters*

*And a report from a new Folk Camper : Martin Chorley who originally sent me an email to say how much he enjoyed the experience. It would seem that after 50 years - the Society is still getting it right!*

## **A FIRST TIMER'S EXPERIENCE OF FOLK CAMPS** **by Martin Chorley**

We read about folkcamps in an article in the Weekend Guardian – someone whose son wanted to play the violin with others for fun had gone on a camp and enjoyed it immensely. It sounded great. We thought about it for a few weeks, looked up the website and then booked for the Bickenhall camp in July.

We didn't really know what to expect – we'd done a couple of festivals with one child but now had one more and a third on the way. I think we thought it could either be a bit of a laugh or a bit of a disaster. We didn't play any instruments, couldn't dance in any reasonable sense of the word and were prepared for the worst. In fact it was great.

The venue was a field next to a church hall in lovely countryside but close enough to big towns like Taunton, tourist towns like Lyme Regis, and lovely quiet towns like Ilminster so all possibilities were open.

The people were great. Some, like us, had never been before, while others had been going to camps for years and were now bringing their children and grandchildren. They laid on activities for our children and encouraged them to have a go with their instruments.

There was a definite structure to every day so we never had to find something to do, but it was a loose structure so that we were free to be a part of it or not, and we dipped in and out of it as we pleased. There were music and dance sessions in the evening, and if you felt you couldn't play or dance you could just muck in, or recite something, or whistle something or tell a joke. Or just go to the pub. Or to bed. There were optional walks and outings and a couple of busking sessions at a local pub and an open air café.

The food was great, and plenty of it – cooked and served in the church hall. We all took a hand in cooking it, which had its own peculiar fascination on that scale. The toilets in the hall were always clean and available and the tented showers were perfectly adequate and fun in their way. And it wasn't expensive.

Best of all was that we were with nice, interesting people. It was a happy surprise and we'll certainly go again.

## **ZEILITZHEIM – an English folk camp in Germany** **by Robert Ridout**

A long time ago – and there may be people out there who remember when an excursion by Folk Camps to Germany led to the regular German folk camp at Zeilitzheim, in the gently undulating vineyards of Franconia. We went there for the third time this year and met the usual warm welcome of a folk camp, with a German accent. The practical features are familiar: the washing up tables and the water boiler, a wringer clamped to the end of a table. The programme is similar, from the morning band session to the evening cocoa. And it's conducted in English, to the bewilderment of German newcomers who note that most of the participants are German.

The setting is always the same, the beautiful schloss with its flowery courtyard for daytime, and its vast white-washed cellar for evenings. It's not so much a castle as a large country house set down in a village street. Campers have the choice of tents in the back garden or taking a room in the schloss, while the farmer just along the street has room for caravans and camper vans. All meals are eaten in the courtyard on trestle tables in the usual folk camp way, after preparation in the catering kitchen by the cooking teams. One corner of the court is large enough for the band sessions, and there are some very keen regulars who come from their clubs in Hamburg, Berlin or Nuremberg. The English Musician (this year Dave Ball from Sheffield) accommodates all comers and leads the cellar band in the evenings. Jochen Reimer runs special music sessions for children and teenagers.

The public excursion is usually to the little town of Volkach. The town square is scenic (though it has a challenging slope) and spectators can sit on the steps round the fountain. This year they were entertained with morris, clog without clogs, Flamborough and Mr Beveridge's Maggot, the surprise hit of the dance sessions. A popular afternoon outing is a wine-tasting walk round a local vineyard. After half a dozen generous samples, the trip back in a trailer featured 'We're all riding in a green submarine' at top volume.

If you'd like a folk camp in a different setting, whether or not you speak German, this is definitely worth the trip.

<http://www.folkcamp.de/e-index.htm> Facebook Folk Camp Germany  
It's well worth looking at this website - there is a whole lot of music you can access - and even some rather nice recordings - and selections of tunes who'd have thought of pairing Albert Farmers Bonfire tune with Curly Headed Ploughboy!

*See Picture next page - it came with no title - but I assume this is the Flowery Courtyard of the Schloss*



## HINTS FOR CHOOSING A TENT by Steve Mundy

But season's over, I hear you say. Well that's true (other than the reunion of course) but over the Autumn/Winter period there are often bargains to be found plus lessons learnt can still be fresh in your mind. I thought it would be nice to share a few of the things we've found in recent years about choosing a tent, everyone has their own opinion about this I guess but here goes.

### **Poles**

a lot of the larger tents you can buy now have poles too thin to take serious weather as anyone who was at Woolsery will tell you! If you're buying a tent to stand up in, look for tubular poles 1.5 to 2cm in diameter or equivalent in carbon fibre etc. If the poles are the same thickness as smaller dome tents your pride and joy will move around an awful lot in the wind making for an uncomfortable night. Tunnel tents are especially vulnerable in this regard.

### **Pegs**

The pegs supplied with even the better tents are often flimsy, and it's worth investing in some stronger pegs from your camping shop. There's quite a

variety available nowadays steel pin pegs being our personal favourite. The "rock peg" type with a thick steel pin and a plastic retaining piece are not bad either but the plastic part tends to break over time.

### **Groundsheet**

Most of the larger tents now have built in ground sheets. On some of the smaller ones though, watch out for gaps around the base at the front. Some of the smaller tents have a gap between the bottom of the tent and floor. Not good in heavy rain as found to my cost at Wildhern one year. Sometimes the better ground sheets are known as "bathtub" ground sheets which have raised sides which keeps the water at bay.

### **Material**

Canvas, cotton or nylon like materials are all available these days. Here you might like to think about weight (wet and dry) and whether you're using the tent for a weekend or a week or longer. Canvas and cotton have the advantage of being cool in the hot weather and warm when it's cold but at the cost of increased weight.

### **Putting it up!**

Be realistic, and go for something you feel happy putting up either by yourself or with minimal amounts of helpers. Another good thing is to do a dry run in your garden (or a friends if space is limited).

### **Where to buy?**

These days we have the internet, but it's often a good idea to go somewhere where one can see the tents up. There are several places around the country where you can do this. Some have all year round indoor displays which make shopping around for that camping bargain in winter much less of a chore. The internet also provides many reviews of particular tents which can be handy to get clued up before you buy. Recently we were looking at the next model of our previous tent and found a lot of bad reviews of the new model which now had a number of serious problems. We ended up going for a different make which had a lot of good reviews which has proven a good choice.

### **Finally**

Take your time when choosing and ask any friends who've changed recently for handy hints. Ideally go for simple and straightforward as this minimises putting up time and maximises drinking/playing/dancing time (delete as appropriate).

### **Happy hunting**

## **A USEFUL TIP** **by John Hadland**

At our very first Folk Camp in 1987 Rosemary Thomason (?) suggested a ground sheet be put under our sewn-in ground sheet. We found a large piece of scrap dpc and have used that ever since. It means that the tent's own ground sheet is always mud free and often dry. It makes packing up at the end very much easier. Rosemary claimed to have learned the trick from Girl Guides.

What a lovely site was Sledmere!

*May I throw a few comments in here from my own camping experience which has been quite a lot over the 50 or more years I have gone camping - at Scouts and later at Folk Festivals.*

*To endorse John Hadland's tip - I learnt this from a Girl Guide in the years of my Festival visits (mind you the lady in question was no longer a Guider - which was probably for the best!). John mentions a dpc (damp proof course) - personally I just used a sheet of see through polythene which the painters left behind - something with a bit of body to it so it doesn't split! I used to set the tent on it ( a Vango 5 with extension) and then BEFORE I pegged down the fly sheet I would fold up the polythene so it went between the fly and the tent - producing a crude "bath-tub" effect that helped greatly to keep the wet out of the tent! In the scouts of course we were taught to dig a trench around the tent (especially if on sloping ground - dig it around the top side). This was very successful when our troop camped near Coomb Martin on a really foul summer in the late '60's/early '70's - my patrol tent remained dry for the whole two weeks. Sadly the trench had no effect on the herd of cows that broke into the field one night - leaving deposits every where - our Scout Leader referred to them as "flat hats" which puzzled me greatly for many years until a brown flat hat I was wearing blew off my head when crossing a field containing cows (I'll leave you to supply the punch line!).*

*Another unsung benefit of the ground sheet protection is that you have, once you remove the tent a clean (and often dry) area of polythene to stack all the camping stuff on before you try to get it back in the car! You can also simply roll it up and clean it with a hose pipe when you get home.*

*Two other items from Steve's suggestions - make sure the poles are sturdy - especially in the ridge pole area - they are the only poles I've known to break in bad weather. I ended up making my own out of some aluminium tubing - with a thinner tube inside it to add strength and to limit the depth the adjoining poles actually went in.*

Another point to endorse is have a go at putting it up before you buy if you can - or at least take advice about how easy it is. We bought a large tunnel type ten from a very good maker - and I practiced putting it up in the garden! What a struggle, took me ages - but I managed! Great I thought - Cambridge Folk Festival next ! It was one of the foulest weather festivals I can remember - parts of the grounds were flooded and it was raining cats and dogs as I struggled with the tent - soaking wet, and an hour later a very nice young lady asked if I needed a hand (she must have been a girl guide at some time in her life) - ten minutes later we'd got it up (the tent) - but what a palaver! When we bought a tent for my daughter we got one of those ones that open a bit like an umbrella - and she can now erect her tent in less time than it takes me to erect mine - and we have a trailer tent!

**Jon McNamara**



## LET'S GO SITE HUNTING by Brian Bull



*Brian Bull demonstrating one handed concertina playing at Picnic in 2006*

Finding suitable marquee sites is one of the biggest challenges the Society faces every year and yet the ideal site might be just out there on your doorstep. Would you know what to look for? Here are a few pointers to help you.

### **Location**

We need somewhere private, so there should be no nearby houses which might be disturbed by our activities (or us disturbed by them). The site should be in an area which is visually attractive and has 'places of interest' in the locality. Places of interest can be anything from a beach to lakes and mountains to stately homes, museums and theme parks

### **Site**

We are looking for about 3 acres or more (for comparison, a football field is about 1¼ acres). The field should be level, although a gentle slope might be acceptable. The marquee and toilets in particular will need a level area. The ground should preferably not be

lumpy and drainage should be good. Clay soils quickly turn to mud in heavy rain. On the other hand an underlying substrate of limestone is great for drainage. Ask the farmer. We have been fortunate to have the use of some very attractive sites recently (Bedingham, Rhayader, Sledmere) and Mick Green, who did much of our site finding, was always on the lookout for something more than just a flat field. A few trees or a line of hills can make all the difference. Let's keep up the standard.

### **Access**

There are two aspects to this. Firstly, the approach to the site. Inevitably this is likely to be on minor roads since we want to be off the beaten track. Bear in mind, however that not only do some of our members come to camp towing a caravan (like me) but we also need to get service vehicles on and off site and some of these vehicles can be quite large (the vehicles delivering our marquee and toilets for example). The longer the narrow approach is the more of a 'no no' the proposition becomes.

The second issue is access onto the field. Gateways need to be at least nine feet wide and without sharp hairpin turns which a large vehicle would not be able to negotiate. Some of you will remember the difficulties we had at sites like Forestside and Woolsery. We don't have the use of a Chinook helicopter so all vehicles have to get in and out under their own steam.

### **Health and Safety**

Unfortunately, many a good field has been spoiled by power lines marching across the middle of it. Apart from the possible health hazard which may be associated with the intense magnetic fields they generate, there is also the danger to kite fliers. And let's face it, they're just an eyesore aren't they? So that beautiful view you found can be spoiled after all.

Another hazard we sometimes face is a stretch of open water. This could be a danger to young children but it isn't an automatic veto. At Bedingham there was a small pond and at Rhayader there was a nearby stream. It all depends whether we can camp away from the hazard and whether it can be fenced off and managed.

Finally there's the matter of the general public. A public footpath across the site would give us pause for thought, especially if it's a popular one. The more private we are the better.

### **Water Supply**

Finally, is there an adequate water supply? This is very difficult to assess but, broadly speaking, water pressure at the point of use is a trade off between the distance from the source, the starting pressure, the bore of the pipe and the gradient of the land (running water pipes uphill loses pressure).

The second issue is access onto the field. Gateways need to be at least nine feet wide and without sharp hairpin turns which a large vehicle would not be able to negotiate. Some of you will remember the difficulties we had at sites like Forestside and Woolsery. We don't have the use of a Chinook helicopter so all vehicles have to get in and out under their own steam.

### **Health and Safety**

Unfortunately, many a good field has been spoiled by power lines marching across the middle of it. Apart from the possible health hazard which may be associated with the intense magnetic fields they generate, there is also the danger to kite fliers. And let's face it, they're just an eyesore aren't they? So that beautiful view you found can be spoiled after all.

Another hazard we sometimes face is a stretch of open water. This could be a danger to young children but it isn't an automatic veto. At Bedingham there was a small pond and at Rhayader there was a nearby stream. It all depends whether we can camp away from the hazard and whether it can be fenced off and managed.

Finally there's the matter of the general public. A public footpath across the site would give us pause for thought, especially if it's a popular one. The more private we are the better.

### **Water Supply**

Finally, is there an adequate water supply? This is very difficult to assess but, broadly speaking, water pressure at the point of use is a trade off between the distance from the source, the starting pressure, the bore of the pipe and the gradient of the land (running water pipes uphill loses pressure). We are working on some ways of alleviating this problem but it will always be there by the very nature of the sites we are looking for.

### **In Conclusion**

These and other factors all have to be taken into account when we look for a site and no site is perfect. We have to accept some compromises. However, when you consider the difficulties we are up against, it is quite remarkable how we manage, year after year, to put together the ingredients of a successful camp in the middle of nowhere.

If you know of a site that might be worth investigating go and take a look with these criteria in mind. If you'd like a helpful checklist just e-mail me on [brianbull@folkcamps.co.uk](mailto:brianbull@folkcamps.co.uk) and I'd be pleased to send you one of our survey forms. And don't forget, if your site is successful and becomes part of our future programme you'll qualify for a £100 reward.

Happy hunting.

## **DALTON – 2012 by Brian Pollard**

2012 – the 50<sup>th</sup> anniversary of Folk Camps and the 25<sup>th</sup> – ish anniversary of Dalton May Weekend ( "ish" because all Dalton times are "ish" ). Even Her Majesty has recognised the significance of this and granted an extra Bank Holiday so we have more time to enjoy another wonderful weekend at Dalton.

There is even a special edition set of porcelain rumoured to be in production to be called Royal Dalton!

There have been some wonderful years there – building the dam for swimming, Roy Nichols jumping in and frightening the sheep, Gordon Baker playing the Dambusters' March as we burst the dam at the end of the weekend and, more lately, Son of the Dam – the Dalton Regatta ( featuring Lorna's Melons! ), a much safer excitement.

Dancing and playing at both Bay Horses, being threatened by Sue Wass. The wet ones, the sunny ones and the windy ones. The year the sheep were still in the field on the day we arrived leading to the "Dalton Dung Dance".

The last night parties, the barbeques and the lovely walks in and around the Dales. The welcome from the village and, in return, our help to refurbish the village hall which, incidentally, was officially opened in Coronation Year, 50 years ago!

So, whether you've been to Dalton before or not, come along and give it a go in 2012 and join in the celebrations – there's room for all. It promises to be quite a bit of a do – a whole week's folk camp in a weekend

Just turn left at Scotch Corner!

## **STAFFING AT FOLK CAMPS**

### **by Sally Clayden**

Each year, around 80 staffing jobs are filled by people happy to work hard in order to make our holidays quite magical. How do they know what to do? Looks scary, but could I do it?

There are 4 main staffing jobs: Leader, Musician, Warden and, on catered camps, Caterer. On the larger, week-long catered camps, we often ask two people to share each role. There are several reasons why this may be advisable: with catering, there are good, logistical and health & safety arguments for having two people available; for the musicians, it creates an instant dance band of two, with the benefit of different approaches and instruments; for wardens, there are times when more than one is essential for the safety of the camp; with leaders, having two people may enable them to "play to their strengths". Exactly which mix we choose can depend on the people concerned.


We don't pay our staff of course, they do it for love! Up till now, we've given staffing allowances as follows: 2 free places for a main staffing member, 1 for an assistant, and where staff have chosen to share the role, they have each been given 1½ places. In addition, staff have received a travel allowance. From 2012, we've amended this slightly, so that when Council feels that the camp really needs two people in a role, it will give 2 free places each plus a mileage allowance for their camp.

Choosing staff each year for the camps is a real juggling act! I'm full of admiration for everyone who has done this in the past. This year, all members of Council discussed the camps and the broad staffing plan, with three or four of them then coordinating the details of each camp and contacting people to see if they can staff. We are in the lucky position of having quite a lot of people within the Society capable of fulfilling these roles, so there is no slight intended if you haven't been chosen.

Over all the years that Folk Camps has been running, many, many generous people have given of their time in this way, but we are very aware of the need to be encouraging new people to take on staffing roles. To do this, we encourage potential staff to try it out, as apprentices. Being an apprentice gives you a good idea of the job. You shadow your "mentor" and undertake tasks under their supervision, but you should also be given a chance to take on some aspect of the role for yourself. In return, you are given 1 free place. For those who have recently volunteered for apprentice roles, we do hope to offer you all something by 2013, but obviously we have to consult and coordinate with the principal staff members.

Most years, we update the staffing manuals to reflect current practice and what is expected of staff in some detail. These manuals are available for everyone to read on the members-only website. They remind us that staff are there as facilitators: encouraging and coordinating activities. Staff are also often the best people to spot potential staff, observing who is happy to take the lead, offer workshops, mend a pipe, coordinate the cooks of the day.

If you are interested in staffing one day, have a read to see what is expected. It can be really hard work, but it's immensely rewarding.



*Ken Finn sent pictures of some Party Posters from the late '60's or early '70's (Page 13, 17 & 18) Ken says of them: I asked my mum, Shoishana, and she remembers the cartoon was by Sally Philips. They were drawn as big posters, (A1 size) for party night and my dad Charles, wanted to keep a couple of examples.*

*Ken*

## MICK GREEN AND THE GREAT TOILET SAGA

Council would like to take this opportunity to thank Mick Green for the exceptional work he has been carrying out for the Society over the last two years.


Following the supply of unusable toilets to the Woolsery marquee site in 2009, Council decided to take the company concerned to court for compensation. Not only had the toilets been completely sub-standard, filthy and without connections, but we were forced to make emergency provision for the camps, which is always a more expensive option. In addition we felt that the reputation of Folk Camps had been damaged.

At the time, Mick Green was a member of Council and took on the job of preparing our case with his customary zeal. Through the prevarication and delaying tactics of the other party, the case dragged on, and although Mick's term on Council came to an end in November 2010, he asked to stay with it and Council gratefully agreed.

We are really pleased to say that the company has now settled with us and that Folk Camps has received a substantial payment which covers all the additional expenditure and expenses incurred with a good amount over as compensation.

**Thank you, Mick.**

A new dance was invented during the week, known as Ripwood's Maggot or the Table-Top March:-



## **THE MEANING OF RITUAL, The Power of Community** **by Lou Tribus**

This story is actually from last year, at the 4<sup>th</sup> week of the Rayader camp (2010). I meant to write something about it when I got home from camp but the time slipped away and it seemed that the opportunity was gone. This year at Sledmere, however, several people mentioned this story, and said that it had been a memorable part of their camp last year. So here it is...

My father-in-law, Walter Colman passed away while I was at Rayader last year. He was 93 and lived in Sydney, Australia. It was a gentle end to the gentle life of a lovely, old, Jewish gentleman. I never got the chance to bring him to Folk Camp, but I know he would have loved it, particularly hearing the children perform at sing-around. He would have made friends with everyone, pitched in with duties, and asked a million questions about the music, the dancing... everything.

I enjoyed that week in Rayader, but as the week progressed I began to feel a little sad that I hadn't marked my father-in-law's passing in any way. The Jewish custom, when you have lost a loved one is to have a special mourning service during which your friends and relatives come to support you and say certain prayers with you. My synagogue was 4 hours drive away! So I asked a few fellow campers whom I knew were Jewish or had Jewish connections to gather with me to say the prayer for mourners, called Kaddish. On Friday evening, shortly before party, I was stunned and deeply moved to find about 15 people came to stand with me outside the marquee while I said a few words about my father-in-law, and said a short prayer and we sang a traditional song. The Hebrew words may have sounded strange to some there.

Although the practice is particularly Jewish, its purpose is to allow a community to show support to a mourner. Folk Camp is my community in equal measure to my Jewish community. The ritual of Kaddish has never been more meaningful to me than standing in a field in Wales, sharing it with my friends. Thank you to everyone who supported me last year, and to this special community we call Folk Camp.

*I've known similar ceremonies to happen spontaneously in my local "Folk community" where words about the deceased were followed by a silence (for memories or prayers) and finishing with singing "The King" or "The Wren" starting "Joy, health and peace, be all here in this place .... And finishing "And we bid you adieu, great joy to the new". Jon*

# MEET YOUR FRIENDS AT THE 2011 FOLK CAMPS REUNION!

Saturday 19 November at Wing Village Hall  
Leighton Road, Wing LU7 0NN

No BAR  
BYO

**7:30 to 11 pm**  
**a Folk Camps Ceilidh**  
**music led by Richard Jones**  
**MC Jason Rosser**

No BAR  
BYO



tickets in advance £8  
(£9 on the door)  
accompanied under 16s free



11:30 am meet your friends,  
watch the slide show, swap your photos  
tea, coffee and snacks available all day  
from "Ann's Pantry"

12:30 pm session at "The Cock"

2:30 pm presentation and AGM  
come along and have your say!

Full details on the members website  
[www.members-only.org.uk](http://www.members-only.org.uk)